



# Principal's Report 2006



## 4 Increasing Access



# Principal's Report 2006

## Increasing Access

There was an 8.2% growth in student enrolment in the Academic Year 2004-05, from 13,384 in 2003-2004 to 14,486 students, surpassing the 2.4% targeted growth set by the UWI Strategic Plan. Growth was evident in all Faculties, with a 34%, 21%, 11%, 8% and 5% growth in Law, Medical Sciences, Pure and Applied Sciences, Humanities and Education and Social Sciences, respectively.



1. Academic procession at the Matriculation and Welcome Ceremony 2004/2005.

2. A section of the audience at their Matriculation and Welcome Ceremony 2004/2005.

3. Members of the platform party at the Matriculation and Welcome Ceremony 2004/2005 (l-r) Deputy Deans Stanford Moore and Ralph Robinson, Deans Owen Morgan and Aggrey Brown, Principal Kenneth Hall and Pro Vice-Chancellor Professor Elsa Leo-Rhynie. The Campus Registrar, Mr. G.E.A. Falloon, addresses matriculants

4. Symbolic signing of the Matriculation Register by 2004/2005 matriculant with the most outstanding academic record, Miss Denara Chandra Karamath.



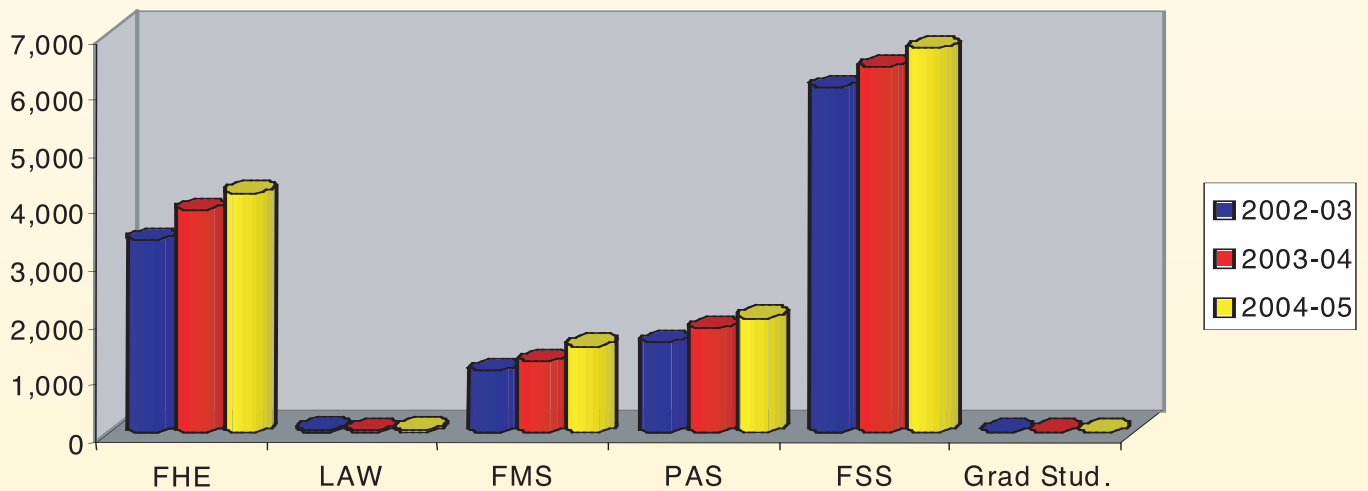
# Principal's Report 2006

## Increasing Access

**Table 3: Enrolment by Faculty  
2002-03 to 2004-05**

FACULTY	2002-03	2003-04	2004-05
Graduate Studies	2	2	10
Law	44	38	51
Medical Sciences	1076	1241	1507
Pure & Applied Sciences	1562	1809	2000
Humanities & Education	3361	3896	4195
Social Sciences	6046	6398	6723
<b>Total</b>	<b>12091</b>	<b>13384</b>	<b>14486</b>

**Chart 3: Enrolment by Faculty 2002-03 to 2004-05**





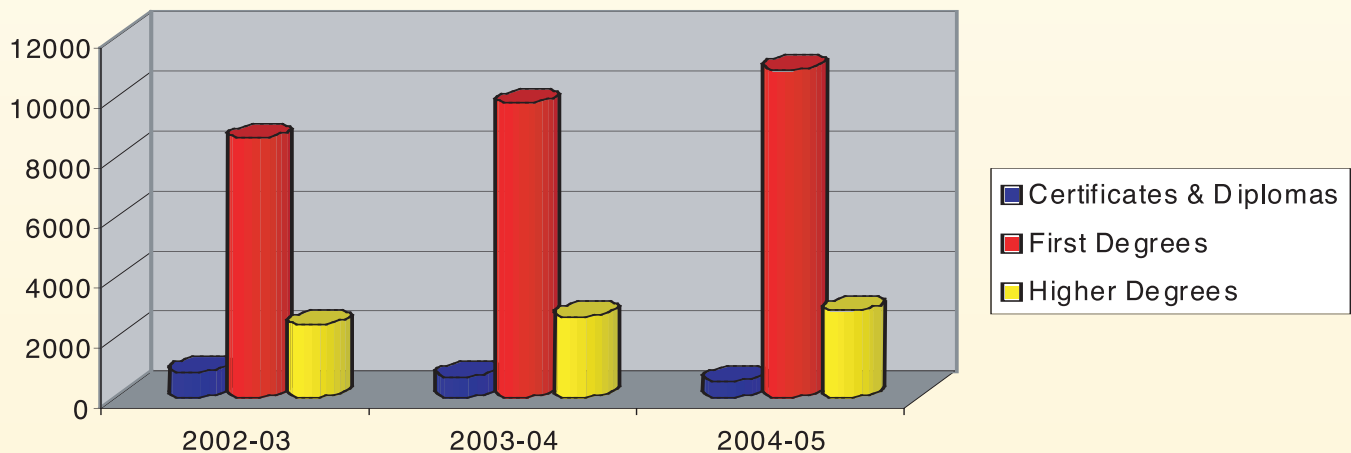
# Principal's Report 2006

## Increasing Access

**Table 4: Enrolment by Programme  
2002-03 to 2004-05**

PROGRAMME	2002-03	2003-04	2004-05
Certificates & Diplomas	825	685	514
First Degree	8613	9756	10895
Higher Degree	2390	2665	2847
<b>Total</b>	<b>11828</b>	<b>13106</b>	<b>14256</b>

**Chart 4: Enrolment by Programme 2002 -03 to 2004 -05**





# Principal's Report 2006

## Increasing Access

One thousand and six (1006) or 7% of the 14,486 students enrolled in Academic Year 2004-05 were from Caribbean territories outside of Jamaica (vide Appendix IV), though this represents a 17% increase over the previous year. Not surprisingly, the majority of the Campus' registrants, 10,555 or 73 %, were females.

The enrolment figures for first degree programmes continue to increase significantly since 2000, the largest increase being evident in the reporting year when registrants in first degree programmes rose by 8% over the previous year.

Consistent with the strategic direction of the Campus, there continues to be a decline in registration for certificate and diploma programmes.

### Postgraduate Enrolment

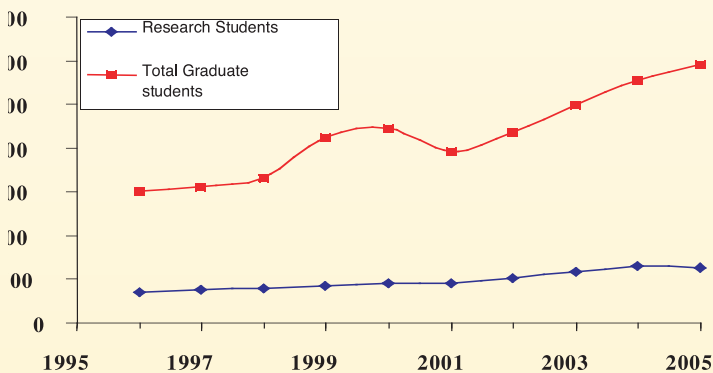
An analysis of the postgraduate enrolment by programme at the University of the West Indies, Mona Campus showed that there were notable increases in registration over the five-year period beginning 2000-01.

Table 5: Enrolment in Postgraduate Programmes 2000-01 to 2004-05

Programme	2000-01	2001-02	2002-03	2003-04	2004-05
Advanced Diploma	0	0	0	82	72
<b>D.M.</b>	<b>195</b>	<b>197</b>	<b>207</b>	<b>221</b>	<b>209</b>
E.M.B.A.	64	40	60	75	83
M.A.	165	141	153	189	227
M.B.A.	187	173	167	185	235
M.D.	1	1	1	2	1
M.Ed.	178	223	274	366	376
M.L.S.	28	32	39	43	44
M.P.H.	51	55	54	65	68
M.P.S.M.	5	3	2	1	0
<b>M.Phil.</b>	<b>310</b>	<b>342</b>	<b>379</b>	<b>408</b>	<b>369</b>
M.S.W.	36	48	47	45	41
M.Sc.	552	718	841	894	982
<b>Ph.D.</b>	<b>123</b>	<b>135</b>	<b>166</b>	<b>171</b>	<b>212</b>
Special Admittance	34	0	39	56	23
<b>Total</b>	<b>1,929</b>	<b>2,108</b>	<b>2,429</b>	<b>2,803</b>	<b>2,942</b>
<b>Research Programmes</b>	<b>629</b>	<b>675</b>	<b>753</b>	<b>802</b>	<b>791</b>
Taught Programmes	1,266	1,433	1,637	1,863	2,056

Enrolment in M.Phil programmes increased until 2004-05 when there was a 10% decline in registration over the previous year. Registration in Phd. Programmes, on the other hand, increased for every academic year for the past five years. Total enrolment continues to increase for postgraduate programmes from 1929 at the beginning of the five year period to 2942 by 2005. There has been, therefore, an increase in the number of persons enrolled in postgraduate research programmes up until the academic year 2004-2005 when there was a slight decline of about 1%. Enrolment in taught programmes has continued on an increasing trend. The 20% target, established in the UWI Strategic Plan, of graduate enrolment to total enrolment has been achieved and the Campus must now address the resource needs contingent on this enlarged graduate population.

Chart 5: Graduate Students at UWI Mona 1995-2005





# Principal's Report 2006

## Increasing Access

### Recruitment Strategies

The Admissions Section of the Registry continues to recruit students from feeder institutions through school visits in and outside of Jamaica, and through campus events to which potential students are invited. Of particular note was the hosting by the Faculties of Pure & Applied and Medical Sciences, in collaboration with *Generating Genius*, of a London group headed by Dr. Tony Sewell, of 10 Jamaican and 10 British boys of West Indian descent. The boys were afforded exposure to university level experiences in science and medicine in order to stimulate them to consider seriously a career in medicine or biomedical research. The programme will continue for successive summers.



Ms. Amino Blackwood-Meeks' activity engages the participants' attention.



Principal Hall addresses the *Generating Genius* programme participants.



Participants enjoying the outdoor activity.

Participants in the *Generating Genius* Programme listen attentively to the Hon. Oliver Clarke, Gleaner Company Chairman .