



6

Expansion of Access





Expansion of Access

6 Expansion of Access

Enrolment increased in 2004 by 1,115 over the Year 2003 figure or by 11.3%, bringing to the fore once again capacity constraints and concerns about balancing / sacrificing quality and quantity. There were 90 online students, 580 UWIDEC students and 372 in the special MOEY&C B.Ed. programme. The ICT infrastructure played a significant role in providing for this increased capacity since all of these new students utilized the improved ICT infrastructure in some form to access student or learning services.

A recent study carried out by Dr. Patricia Anderson of the Faculty of Social Sciences on new admissions to the Mona Campus from 1983/1984 to 2003/2004 indicate not only a large expansion in the number of students but also a significant change in the composition of the student population. Between 1991/1992 and 2003/2004, enrolment climbed from 4,724 to 13,487 with part-time students moving from 23% of the population to 40% in 2003/2004.

Registrations show the continuing trend towards female dominance in the University as Chart 5 below illustrates.

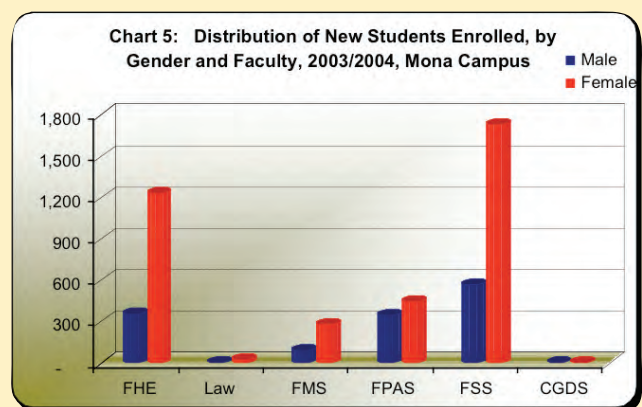


Table 9: Full-time and Part-time Student enrolment by Faculty for 2003/2004, Mona Campus

FACULTY	2003/04		
	Full-time	Part-time	Total
Humanities & Education			
- Humanities	1,486	853	2,339
- Education	810	759	1,569
Law	37	1	38
Medical Sciences	1,022	223	1,245
Pure & Applied Sciences	1,508	333	1,841
Social Sciences	3,190	3,243	6,433
CGDS	0	20	20
Graduate Studies	0	2	2
TOTAL	8,053	5,434	13,487

The Anderson study also indicated that the base of the Mona Campus had widened with a larger share of urban students being drawn from the lower social strata. In absolute terms, there were 910 students in 2003 from this category. This was equivalent to 35% of all new students, and 75% of the urban intake.

The changes taking place at the Mona Campus reflect both the introduction of new programmes as well as the perceptions of labour market opportunities. The expansion of Summer School has also contributed to the growth in student numbers, though these numbers are as yet not captured in the Official Statistics.

Source: Student Information System, November 16, 2004.



Expansion of Access

6 Expansion of Access

Table 10: Social Class Background of Jamaican Students Admitted to First Degree Programmes at UWI, Mona, 1983-2003

AREA OF RESIDENCE	1983		1987		1995		2003	
	Number	%	Number	%	Number	%	Number	%
Upper/Upper Middle Class	29	4.3	43	5.8	60	7.3	56	4.6
Middle Class	233	34.9	243	32.7	199	24.2	245	20.2
Lower Middle Class	267	39.9	310	41.7	382	46.3	617	50.9
Working Class	92	13.8	99	13.3	119	14.5	189	15.6
Poor	47	7.0	48	6.5	64	7.8	104	8.6
TOTAL	1014	100	1129	100	1561	100	2405	100

Source: Anderson, P. & Devonish, H. Paper prepared for the Conference on Diversity in Higher and

The Faculty of Social Sciences outstripped the other faculties in registration numbers, accounting for approximately 45% of all new registrations in 2003/2004. The increasing concentration in Social Sciences was linked to an increasing reliance on part-time registration. Much of this was linked to the decision, some twenty years ago, to offer a part-time BSc Management degree to facilitate part-time study by working persons. The newly introduced degree in Banking and Finance has been highly successful and already the Departments of Economics and Management Studies are being encouraged by the business world to expand their offerings to embrace training in the wider financial services as well as in the regulation of the financial services sector. Indeed, the growth in the other faculties also attests to the efforts made to create new programmes that have high market appeal.



1. Professor Elsa Leo-Rhynie, Pro Vice Chancellor, Board for Undergraduate Studies, addresses new students during one of the sessions at the 2003 Orientation on the topic, "How to Make the Most of the University".
2. New students in attendance at Orientation 2003



Expansion of Access

6 Expansion of Access



Dr. Thelora Reynolds, Director of Student Services, addresses new students at one of the sessions during Orientation 2003.



Dr. Blossom Anglin-Brown, Clinical Director, UWI Health Services, speaks to new students about the services of the Health Centre on their tour of the Campus during Orientation 2003.

While the Faculty of Medicine has maintained a steady headcount in a majority of undergraduate programmes for the past few academic years, it is expected to increase significantly in the upcoming academic year with the additional intake for the MBBS and Nursing programmes as a consequence of the imperative to contribute significantly to the Campus' funding arrangements.

Table 11: New Student Enrolment by Faculty and Gender for 2003/2004, Mona Campus

FACULTY	2003/2004		
	Male	Female	Total
Humanities & Education			
- Humanities	211	675	886
- Education	151	556	707
Law	7	31	38
Medical Sciences	93	282	375
Pure & Applied Sciences	351	444	795
Social Sciences	566	1730	2296
Centre for Gender & Dev. Studies	1	5	6
TOTAL	1380	3723	5103

Source: Student Information System,

In a telephone survey initiated by the Registry to ascertain the reasons why persons who received offers of entry did not register, 33 (26%) of the 126 persons surveyed, indicated that they had accepted places at other universities in Jamaica and overseas (6 of whom received scholarships); 17 (13%) had financial difficulties, while 39 (31%) did not respond. It is intended that the survey will be an annual one as the data will be useful in determining the reasons for "no-shows" and the actions that might be necessary to reduce the gap between "offers" and "registrations". At around the middle of September, 2003 some 1,038 persons who had been offered places had not registered.



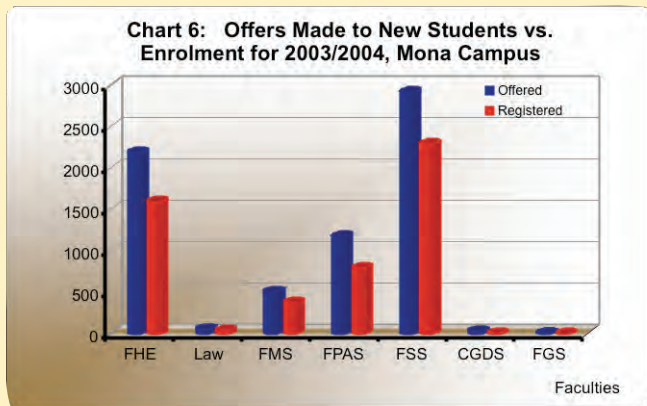
Expansion of Access

6 Expansion of Access

Table 12: Offers Made to New Students versus Enrolment for 2002/2003 & 2003/2004, Mona Campus

FACULTY	2002/2003		2003/2004	
	Offered	Registered	Offered	Registered
Humanities & Education				
- Humanities	1127	783	1213	886
- Education	905	617	977	707
Law	53	44	54	38
Medical Sciences	407	310	506	375
Pure & Applied Sciences	952	623	1176	795
Social Sciences	2871	2134	2923	2296
Centre for Gender & Dev. Studies	34	22	29	6
Graduate Studies	3	2	1	0
TOTAL	6352	4535	6879	5103

Source: Student Information System,



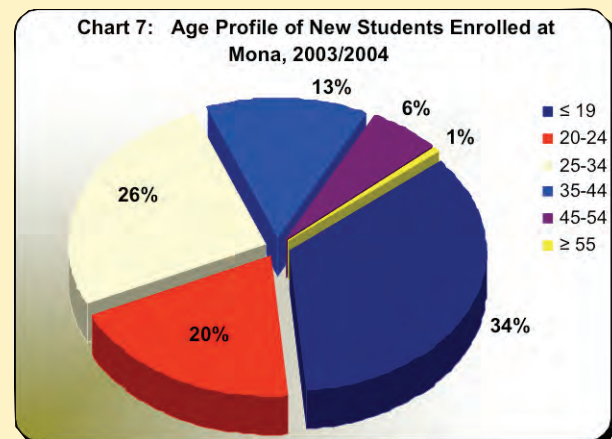
The Anderson study also points to the shift in the age-composition of incoming students during the last decade, as there was a significant increase in the proportion of students in their teen years.

According to the study, "the increasing proportions of young persons in the Mona student intake are undoubtedly related to the persistence of high youth unemployment rates in Jamaica, as well as the credentialing process by which employers progressively 'mark up' the educational requirements for jobs. Unemployment rates for persons 14 to 24 years averaged 27.2%, in contrast to 9.1% for those 25 years or older". In 2003/2004, the proportion of new registrants under the age of 20 was 35%.

Table 13: Age Profile of New Students Enrolled for 2003/2004, Mona Campus

FACULTY	Age Groups						Total
	19 & under	20-24	25-34	35-44	45-54	55 & Over	
Humanities & Education							
- Humanities	443	188	136	75	36	8	886
- Education	7	99	318	159	116	8	707
Law	9	19	10	0	0	0	38
Medical Sciences	88	65	130	58	31	3	375
Pure & Applied Sciences	512	160	90	23	8	2	795
Social Sciences	709	465	654	350	109	9	2296
CGDS	0	0	1	3	2	0	6
TOTAL	1768	996	1339	668	302	30	5103

Source: Student Information System,





Expansion of Access

6 Expansion of Access

The expansion of both secondary and tertiary-level institutions to provide coverage for the areas outside of the capital city of Kingston has provided a broader base from which the UWI has been able to recruit larger numbers of students. This wider reach has been facilitated by the policy of the Admissions Section to undertake an active programme of recruitment from schools that are outside of the corporate area through visits to these schools. The Registry continued to sensitize and mobilize different levels of the High School population towards embracing Higher Education. Form 3 (Grade 9), Form 5 (Grade 11), Lower 6th Form (Grade 12), Upper 6th Form (Grade 13) students were targeted during the academic year.

Through various activities, Admissions personnel addressed and interacted with approximately 7,650 third form (9th Graders), 3,500 fifth form (11th Graders), 2,800 lower sixth form and 2,580 upper sixth form students. The hundreds of students attending the career expositions and encountered through the National Youth Service, also significantly impact the recruitment process. The success of these recruitment efforts may be inferred from the data in Tables 14 and 15, which show that the dominance of the Kingston Metropolitan Area (KMA) has declined. There has been a three-fold increase in the numbers of students who live outside of the KMA, Portmore and Spanish Town, and who may be referred to as rural. These accounted for nearly 1000 students of the 2003 registrants, according to the Anderson survey.



1. Professor the Hon. Kenneth Hall, Pro-Vice-Chancellor and Mona Principal gives the main address at the Mona Matriculation Ceremony. Seated (l-r) Mr. Stanford Moore, Deputy Dean, Faculty of Social Sciences; Professor Ralph Robinson, Department of Life Sciences; Professor Owen Morgan, Dean, Faculty of Medical Sciences; Professor Aggrey Brown, Dean, Faculty of Humanities & Education and Professor Elsa Leo-Rhynie, Pro-Vice-Chancellor, Office of the Board for Undergraduate Studies

2. Miss Raquel Smith, Matriculant for the class of 2003, symbolically signs the Matriculation register on behalf of all new students. The Matriculant is the individual with the highest marks in the cohort. Miss Smith, a Medical Student entered the University after attaining As in the General Certificate Education (GCE) "A" level examinations for the subjects, Physics, Chemistry, Biology and Mathematics

3. Members of the audience applauding one of the presentations at the 2003/2004 Matriculation Ceremony.



6 Expansion of Access

Table 14: Jamaican Students Admitted to First Degree Programmes at Mona by Area of Residence, 1983-2003

AREA OF RESIDENCE	1983		1987		1995		2003	
	Number	%	Number	%	Number	%	Number	%
Urban Kingston & St. Andrew	607	59.9	656	58.1	632	40.5	857	35.6
Portmore & Spanish Town	104	10.3	151	13.4	333	21.3	560	23.3
Other Major Towns	168	16.6	180	15.9	347	22.2	544	22.6
Minor Towns & Rural Districts	135	13.3	142	12.6	249	16.0	444	18.5
TOTAL	1014	100	1129	100	1561	100	2405	100

Source: Anderson, P. & Devonish, H. Paper prepared for the Conference on Diversity in Higher and Tertiary Education in

Table 15: Changes in the Urban-Rural Distribution of Jamaican Admissions by Faculty, 1983-2003

FACULTY	1983				2003			
	Urban*	OTRA**	Total		Urban*	OTRA**	Total	
			%	Number			%	Number
Education	40.8	59.2	100	71	41.8	58.2	100	177
Humanities	73.1	26.9	100	316	59.5	40.5	100	627
Law & Medicine	68.1	31.9	100	91	48.5	55.1	100	103
Pure & Applied Sciences	69.3	30.7	100	326	55.1	44.9	100	461
Social Sciences	77.6	22.4	100	210	64.2	35.8	100	1037
ALL ADMISSIONS	70.1	29.9	100	1014	58.9	41.1	100	2405

Source: Anderson, P. & Devonish, H. Paper prepared for the Conference on Diversity in Higher and Tertiary Education in Kunming, China, November 14-17, 2004

Increasing the Intake from Non-Campus Countries

The picture in terms of recruitment of students from outside of Jamaica is also changing as a result of the recruitment drive conducted by the Registry. Table 16 overleaf shows the change in registration of non-Jamaican students over the past three years.

Admissions personnel visited in 2003/04 Antigua, Bahamas, Belize, Cayman Islands (Grand Cayman

only), Grenada, St. Lucia and St. Vincent & the Grenadines. The Campus' recruitment efforts in Belize, the Bahamas and the Cayman Islands have proven the most rewarding. In the Bahamas the UWI team, including Mona personnel, was in 2003/04 obliged to go beyond Nassau and Freeport to the family island of Eleuthera. There has been a steady increase in applicants from the Bahamas, especially, to the Faculty of Pure and Applied Sciences.



6 Expansion of Access

Table 16: Enrolment of non-Jamaican Students by Faculty and Gender for the Period 2001/2002 to 2003/2004, Mona Campus

FACULTY	2001/2002			2002/2003			2003/2004		
	M	F	T	M	F	T	M	F	T
Humanities & Education									
- Education	4	23	27	7	21	28	8	28	36
- Humanities	37	74	111	35	80	115	37	87	124
Law	1	5	6	1	1	2	3	3	6
Medical Sciences	104	180	284	93	186	279	110	202	312
Pure & Applied Sciences	43	68	111	55	70	125	66	88	154
Social Sciences	77	211	288	68	199	267	61	161	222
CGDS	-	-	-	3	15	18	1	17	18
Graduate Studies	-	-	-	1	1	2	1	1	2
TOTAL	266	561	827	263	573	836	284	587	871

Source: Student Information System, November 16, 2004.

The Botswana Initiative

The plan to enrol a number of students from the Republic of Botswana in southern Africa progressed fairly satisfactorily. For 2003/2004, the enrolment of nationals of Botswana moved from two (2) in the previous year to 16. The Admissions Section of the Registry hosted the Botswana students who remained in Jamaica over the Christmas holidays taking them on a one-day tour of central and western Jamaica. Already there are eight (8) new applicants for 2004/2005. A few applications to programmes outside of the Faculty of Medical Sciences are also expected.

Increased Enrolment of Students Under Articulation Arrangements with TIs.

The community colleges and tertiary-level institutions play a critical role in bridging the gap between the secondary schools and the University. These institutions continue to be of particular value for older students, as well as those from rural backgrounds and those who

register as part-time students (see Table 17 below.) In acknowledgement of this, the Mona Campus continued to strengthen the links with these tertiary feeder institutions. This collaboration included strengthening these institutions so that they can deliver first and second year University courses in certain subjects and in some cases, deliver the full UWI degree. In all cases, the UWI maintained assessment and quality control.

Table 17: Student Enrolment at Community Colleges & Tertiary Level Institutions by Programme and Centre for 2002/2003 & 2003/2004

PROGRAMME	Centre	2002/2003	2003/2004
B.Sc.		7	13
	Brown's Town	18	47
	MIND Kingston	128	132
	Mona Campus	1	1
	Montego Bay	1	1
Total B.Sc.		155	194
Certificate		22	14
	B&B Institute	69	94
	Bahamas Baptist	6	2
	Belize UWIDEC	8	5
	Brown's Town	7	3
	EXCED Community College	2	1
	IMP	53	6
	IMS	18	0
	Jamaica Constabulary Staff College	33	46
	Knox College	1	0
	MIND Kingston	223	211
	MIND Mandeville	28	28
	Moneague Teachers College	8	15
	Montego Bay	18	11
	Portmore	78	78
School of Continuing Study	5	1	
Social Welfare Training Centre	59	59	
Total Certificates		638	574
GRAND TOTAL		793	768

Source: Student Information System, November 16, 2004.



6 Expansion of Access

Granting of University College status to eligible TLLs is under active discussion at the policy level and a number of arrangements were achieved during the academic year.

Table 18: Full-time & Part-time Student Enrolment at Community Colleges and Tertiary Level Institutions by Age Groups for 2002/2003 & 2003/2004

Age Group	2002/2003			2003/2004		
	FT	PT	T	FT	PT	T
0-24	39	60	99	57	63	120
25-34	50	311	361	65	234	299
35-44	27	210	237	44	210	254
45-54	12	78	90	15	72	87
55+	0	6	6	0	8	8
Total	128	665	793	181	587	768

Source: Student Information System, November 16, 2004.

Since 2002, four Memoranda of Understanding have been signed with TLLs and are operational. These Memoranda were signed with the Jamaica Constabulary College, for the B.Sc. in Public Administration; Brown's Town and EXED Community Colleges, for the B.Sc. in Nursing; and MIND, for the B.Sc. in Public Administration. Delivery of the programme at the Brown's Town Community College began in the 2002/2003 academic year, and twenty-six students have now completed the first year. Candidates for the programme are required to have a minimum of 5 passes at the CXC/GCE O' level including Mathematics, English Language, Biology and another Science subject.

The B.ED programmes have been implemented at the Mico, Shortwood and Moneague teachers' colleges, through the Faculty of Humanities and Education. From the Faculty of Medicine, the Department of Advanced

Graduation 2004



1. UWI Chancellor Professor the Hon. Sir George Alleyne gives the Chancellor's Address at the Mona Campus' Graduation Ceremony (2004), Friday, November 5, 2004. On stage, he is surrounded by Principal Officers of the University
2. Miss Shermalon Shukira Kirby, First Class Honors graduate, Faculty of Humanities and Education, gives the Valedictory Address at the Mona Graduation Ceremony (2004), Friday, November 5, 2004.
3. Dr. Joseph Cherian, Faculty of Medical Sciences delivers the Valedictory Address at the Mona Graduation Ceremony (2004), Saturday, November 6, 2004. Dr. Cherian graduated with a Bachelor of Medicine and Bachelor of Surgery degree with honours.
4. Members of the graduating class listen keenly to the various presentations given at the Mona Graduation Ceremony on Friday, November 5, 2004.



Expansion of Access

6 Expansion of Access

Nursing Education (DANE) expanded the BSc programme to the Brown's Town Community College and EXED and has collaborated with the University Hospital School of Nursing to increase the BSCN student intake to 200 in academic year 2004/05. To date, there are arrangements between the UWI, Mona and eight (8) of the twenty-six (26) government-funded TLIs in the country. Additionally, the Mona School of Business provided technical assistance for development of the new Certificate in Labour Studies spearheaded by the Trade Union Education Institute. The programme will articulate with the new BSc programme in Labour and Employment Relations in the Department of Sociology, Psychology and Social Work.

Despite the concerted efforts made by the Mona Campus to increase enrolment of TLI students under articulation arrangements with the UWI, the number of registrants from these institutions declined in 2003/2004 over the previous academic year as shown in Table 17. The decline, however, is noticeable only in the Certificate programme registration. This points, perhaps, to candidates' preference for less expensive delivery of similar programmes that are increasingly available in the intensively competitive local tertiary education market.

Table 19: Full-time & Part-time Student Enrolment at Community Colleges & Tertiary Level Institutions by Age Groups for 2002/2003 & 2003/2004

AGE GROUP	2002/2003			2003/2004		
	FT	PT	T	FT	PT	T
0-24	39	60	99	57	63	120
25-34	50	311	361	65	234	299
35-44	27	210	237	44	210	254
45-54	12	78	90	15	72	87
55+	0	6	6	0	8	8
TOTAL	128	665	793	181	587	768

Source: Student Information System, November 16, 2004.

Graduation 2004



1. UWI Chancellor Professor the Hon. Sir George Alleyne presents the award of Honorary Graduatand to (from top to bottom) Dr. John Ewen, Professor Frank Prendergast, Dr. Gail Saunders, and Dr. George Richardson Proctor, at the Mona Campus Graduation Ceremony, held November 6 and 7, 2004.



6 Expansion of Access

Expanding Postgraduate Programmes.

Postgraduate enrolment grew from 2220 in Year 2001/2002 to 2,843 in Year 2003/2004. These additional 623 registrants represent an increase of 28% (see Table 20 overleaf) which is ahead of the targeted 6.2% annual growth for the Mona Campus. There were 76 online students and 101 in the distance programmes. All of these students utilized the expanded ICT infrastructure to a significant degree for access and in the learning process. The percentage of full-time to part-time postgraduate students has remained fairly constant since 2001/02 at about 36%.

In Graduate Studies, several new programmes were approved – MA in Communication for Social and Behavioural Change, M.A. in Literacy Studies, MA-Philosophy, M.Ed. (FHE), M.Sc. in International Economics and International Law (SS), M.Sc. in Biostatistics (PAS & TMRI), Diploma in Information Technology –PAS & MIAS, M.Sc. in Water Resources Management, M.Sc. in Plant Production and Protection and Diploma in Plant Production - PAS. Postgraduate intake in the DM programmes fell in the last academic year, but there was a slight increase in M.Sc. applicants particularly as a result of the nursing programme.

Source: Student Information System, November 16, 2004.

Note: Bold denotes research programmes.
Taught programmes include all categories except Diplomas and items in bold.

Table 20: Enrolment in Postgraduate Programmes by Faculty for 2002/2003 & 2003/2004

FACULTY	2001/2002	2003/2004
Humanities	273	378
Education	332	532
Medical Sciences	453	574
Pure & Applied Sciences	305	391
Social Sciences	857	966
Graduate Studies	0	2
TOTAL	2220	2843

Table 21: Student Enrolment in Postgraduate Programmes for 2002/2003 & 2003/2004, Mona Campus

PROGRAMME	2002/03	2003/04
Diploma	48	83
MA	169	200
M.Sc.	865	913
M.Phil.	402	439
Ph.D.	180	193
EMBA	60	75
DM	207	217
MD	1	2
M.Ed.	284	380
MLS	43	45
MPH	54	64
MSW	50	46
MPSM	2	1
MBA	167	185
TOTAL	2532	2843
RESEARCH	790	851
TAUGHT	1694	1909